

IA WEALTH ENHANCED BOND POOL - SERIES B UNITS

June 14, 2024

This document contains key information you should know about IA Wealth Enhanced Bond Pool. You can find more details in the fund's simplified prospectus. Ask your representative for a copy, contact IA Clarington Investments Inc. at 1.800.530.0204 or funds@iaclarington.com, or visit www.iaclarington.com.

Before you invest in any fund, consider how the fund would work with your other investments and your tolerance for risk.

QUICK FACTS

Fund code(s): CCM3336
Date series started: July 16, 2020
Total value of fund on April 30, 2024: \$67.16 million
Management expense ratio (MER): 1.24%

Fund manager: IA Clarington Investments Inc.
Portfolio manager: iA Global Asset Management Inc.
Distributions: Intends to pay a distribution monthly; the distribution amount is reviewed periodically and does not necessarily target a fixed percentage of the series' net asset value.
Minimum investment: \$500 initial; \$50 additional (may be waived)

What does the fund invest in?

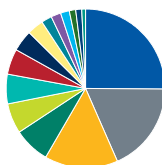
The Fund's objective is to generate regular income with the potential for modest long-term capital appreciation by primarily investing, either directly or indirectly, in Canadian fixed income securities. The fund may invest up to 40% of its assets in foreign fixed income securities.

The charts below give you a snapshot of the fund's investments on April 30, 2024. The Investment mix chart shows the fund's proportionate sector allocation of the reference funds' investments and where applicable, the fund's direct investments. The Fund's investments will change.

Top 10 investments (April 30, 2024)

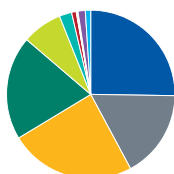
1. IA Wealth Core Bond Pool, Series I	61.77%
2. IA Clarington Core Plus Bond Fund, Series I	10.33%
3. IA Clarington Loomis Global Multisector Bond Fund, Series I	9.32%
4. IA Clarington Strategic Corporate Bond Fund, Series I	7.73%
5. PIMCO Monthly Income Fund (Canada), Series I	7.72%
6. iShares 20+ Year Treasury Bond ETF	2.40%
7. Cash and Other Net Assets	0.73%
Total percentage of top 10 investments:	100.00%
Total number of investments:	7

Investment mix (April 30, 2024)



Asset allocation

Canadian Investment Grade Corporate Bonds	25.14%
Federal Government Bonds	18.28%
Provincial Bonds and Guarantees	14.95%
Asset-Backed Securities	7.37%
U.S. Investment Grade Corporate Bonds	6.11%
Municipal Bonds and Guarantees	6.05%
Canadian High Yield Corporate Bonds	5.20%
Investment Fund(s) - Bond	4.33%
U.S. High Yield Corporate Bonds	3.33%
Federal Guarantees	2.14%
Other	2.01%
Foreign Investment Grade Corporate Bonds	1.80%
Short-Term Investments	1.28%
Corporate Bonds	1.24%
Cash and Other Net Assets	0.77%



Credit ratings

AAA	23.36%
AA	15.63%
A	22.36%
BBB	18.44%
BB	7.11%
B	2.18%
CCC	0.82%
Below CCC	0.09%
Pfd-2	0.12%
Pfd-3	0.12%
R1	1.28%
Not Rated	0.97%

How risky is it?

The value of the fund can go down as well as up. You could lose money.

One way to gauge risk is to look at how much a fund's returns change over time. This is called "volatility".

In general, funds with higher volatility will have returns that change more over time. They typically have a greater chance of losing money and may have a greater chance of higher returns. Funds with lower volatility tend to have returns that change less over time. They typically have lower returns and may have a lower chance of losing money.

No guarantees

Like most mutual funds this fund doesn't have any guarantees. You may not get back the amount of money you invest.

Risk rating

IA Clarington Investments Inc. has rated the volatility of this fund as **low**.

This rating is based on how much the fund's returns have changed from year to year. It doesn't tell you how volatile the fund will be in the future. The rating can change over time. A fund with a low risk rating can still lose money.



For more information about the risk rating and specific risks that can affect the fund's returns, see the section "What are the Risks of Investing in this Fund?" of the fund's simplified prospectus.

IA WEALTH ENHANCED BOND POOL - SERIES B UNITS

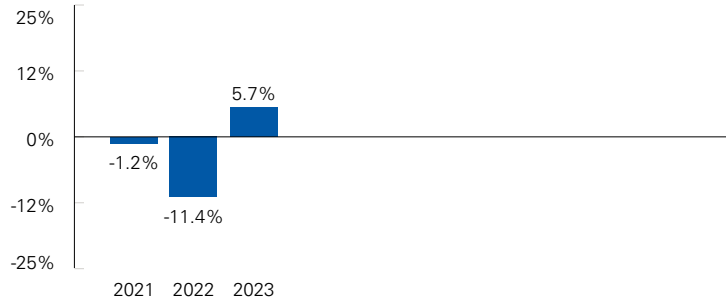
How has the fund performed?

This section tells you how Series B units of the fund have performed over the past three years. Returns are after expenses have been deducted. These expenses reduce the fund's returns.

Year-by-year returns

This chart shows how Series B units of the fund performed in each of the past three calendar years. The fund dropped in value in two of the three years.

The range of returns and change from year to year can help you assess how risky the fund has been in the past. It does not tell you how the fund will perform in the future.



Best and worst 3-month returns

This table shows the best and worst returns for Series B units of the fund in a 3-month period over the past three years. The best and worst 3-month returns could be higher or lower in the future. Consider how much of a loss you could afford to take in a short period of time.

	Return	3 months ending	If you invested \$1,000 at the beginning of the period
Best return	7.34%	December 29, 2023	Your investment would rise to \$1,073
Worst return	-6.30%	April 29, 2022	Your investment would drop to \$937

Average return

A person who invested \$1,000 in Series B units of the fund since its inception holds today \$922, which represents an annual compounded rate of return of -2.13%.

Who is this fund for?

Investors who:

- Seek income and the possibility for modest capital appreciation;
- Have low risk tolerance;
- Plan to invest over the medium to long term.

A word about tax

In general, you'll have to pay income tax on any money you make on a fund. How much you pay depends on the tax laws where you live and whether or not you hold the fund in a registered plan, such as a Registered Retirement Savings Plan or a Tax-Free Savings Account.

Keep in mind that if you hold your fund in a non-registered account, fund distributions are included in your taxable income, whether you get them in cash or have them reinvested.

How much does it cost?

The following tables show the fees and expenses you could pay to buy, own and sell Series B units of the fund. The fees and expenses, including any commissions, can vary among series of a fund and among funds. Higher commissions can influence representatives to recommend one investment over another. Ask about other funds and investments that may be suitable for you at a lower cost.

1. Sales charges

Series B units are only available under the Front End Option.

Sales charge option	What you pay		How it works
	in percent (%)	in dollars (\$)	
Front End Option	0% to 5% of the amount you buy	\$0 to \$50 on every \$1,000 you buy	You and your representative decide on the rate. The initial sales charge is deducted from the amount you buy. It goes to your representative's firm as a commission.

2. Fund expenses

You don't pay these expenses directly. They affect you because they reduce the fund's returns.

As at March 31, 2024, the fund's expenses were 1.25% of its value. This equals \$12.50 for every \$1,000 invested.

	Annual rate (as a % of the fund's value)
Management expense ratio (MER) This is the total of the fund's management fee (including the trailing commission), fixed administration fee and operating expenses.	1.24%
Trading expense ratio (TER) These are the fund's trading costs.	0.01%
Fund expenses	1.25%

IA WEALTH ENHANCED BOND POOL - SERIES B UNITS

More about the trailing commission

The trailing commission is an ongoing commission. It is paid for as long as you own the fund. It is for the services and advice that your representative and their firm provide to you. IA Clarington Investments Inc. pays the trailing commission to your representative's firm. It is paid from the fund's management fee and is based on the value of your investment. We no longer pay trailing commissions to discount brokers.

Sales charge option	Amount of trailing commission	
	in percent (%)	in dollars (\$)
Front End Option	0.55%	\$5.50 each year on every \$1,000 invested

3. Other fees

You may have to pay other fees when you buy, hold, sell or switch units of the fund.

Fee	What you pay
Short-term trading fee	We may charge up to 2.00% of the value of units if there is a pattern of excessive redemptions/switches within 90 days of buying them. This fee goes to the fund.
Switch fee	Your representative's firm may charge you up to 2.00% of the value of units you switch.

What if I change my mind?

Under securities law in some provinces and territories, you have the right to:

- withdraw from an agreement to buy mutual fund securities within two business days after you receive a simplified prospectus or Fund Facts document, or
- cancel your purchase within 48 hours after you receive confirmation of the purchase.

In some provinces and territories, you also have the right to cancel a purchase, or in some jurisdictions, claim damages, if the simplified prospectus, Fund Facts document or financial statements contain a misrepresentation. You must act within the time limit set by the securities law in your province or territory. For more information, see the securities law of your province or territory or ask a lawyer.

For more information

Contact IA Clarington Investments Inc. or your representative for a copy of the fund's simplified prospectus and other disclosure documents. These documents and the Fund Facts make up the fund's legal documents.

IA Clarington Investments Inc. | Business Office
26 Wellington Street East, Suite 600, Toronto, Ontario M5E 1S2

IA Clarington Investments Inc. | Head Office
1080 Grande Allée West, PO Box 1907, Québec City, Québec G1K 7M3

Phone: 1.800.530.0204 | Email: funds@iaclarington.com
www.iaclarington.com

To learn more about investing in mutual funds, see the brochure **Understanding mutual funds**, which is available on the website of the Canadian Securities Administrators at www.securities-administrators.ca.

